



9th International Congress of Spring Industry



THE ECONOMIC SITUATION OF THE SPRING INDUSTRY IN ITALY

Federico Visentin



GENERAL ECONOMIC INFORMATION

We are now at the third quarter of the year and the 2017 is showing an unexpected increasing of GDP of +1,5% (ISTAT source on annual basis), even if this data still remain under the EU average.

Italy is still facing lack of political stability.

Renzi's government lost the referendum about Italian Constitution's reform at the beginning of December 2016. This situation forced prime minister Renzi to resign himself.

Actual transition government will be in charge until the new election. Period is not clear (probably on spring 2018) and political parties need to find an agreement about election's rules before it.

This situation impacts on economical and industrial politics, leaving industries in unstable environment.

Federico Visentin



GENERAL ECONOMIC INFORMATION

Despite this government is working on some topics to help industries:

Actually, confirmed super-amortization (140% on inv. value) and introduced iper-amortization (250% on inv. value) linked to assets referable to industry 4.0, to increase investments by industries until June 2018.

Defiscalization on salary tax, especially for young people, is under evaluation for 2018.

The unemployment, according to the latest data of July 2017 is at 11,3%.

Youth unemployment is around 35,5%

Federico Visentin



9th International Congress of Spring Industry

SPRING INDUSTRY STATICS



STATISTICA DEL SETTORE MOLLIFICI								
INDAGINE ANNUALE SUL MERCATO DELL'INDUSTRIA ITALIANA DELLE MOLLE - ANNUAL MARKET SURVEY FOR THE ITALIAN SPRING MANUFACTURING INDUSTRY								
Valori delle vendite espressi in Milioni di Euro - Value of sales in Million of Euros	2010	2011	2012	2013	2014	2015	2016	2017
							Previsioni	Previsioni
							Forecast	Forecast
MOLLIFICI CON LAVORAZIONI A FREDDO - Cold coiled springs								
Fatturato/ Turnover > 10,00 Mln di Euro								
N° Aziende/N° Plants	11	14	13	13	15	16	15	15
Vendite/Sales (Euro 000.000)	277,50	319,50	318,80	328,30	378,06	395,65	442,30	455,00
Addetti/Employment	1513	1667	1570	1535	1679	1750	1771	1806
Vendite/Addetto - Sales/Employee (Euro 000)	183,41	191,66	203,06	213,88	225,17	226,08	249,75	251,94
Fatturato/ Turnover > 6,00 Mln di Euro								
N° Aziende/N° Plants	12	12	11	10	12	13	16	16
Vendite/Sales (Euro 000.000)	93,91	101,00	79,50	80,50	91,77	95,66	122,46	126,00
Addetti/Employment	603	626	608	581	633	693	742	756
Vendite/Addetto - Sales/Employee (Euro 000)	155,74	161,34	130,76	138,55	144,97	138,04	165,04	166,67
Fatturato/ Turnover > 3,00 Mln di Euro								
N° Aziende/N° Plants	23	24	25	26	28	27	24	24
Vendite/Sales (Euro 000.000)	100,47	103,80	107,00	102,40	120,75	114,13	102,05	105,00
Addetti/Employment	725	729	755	729	856	815	704	718
Vendite/Addetto - Sales/Employee (Euro 000)	138,58	142,39	141,72	140,47	141,07	140,03	144,95	146,24
Fatturato/ Turnover > 1,00 Mln di Euro								
N° Aziende/N° Plants	45	41	41	39	42	43	45	46
Vendite/Sales (Euro 000.000)	79,05	76,50	68,70	68,70	72,13	72,55	76,13	79,50
Addetti/Employment	555	465	542	560	573	563	568	587
Vendite/Addetto - Sales/Employee (Euro 000)	142,43	164,52	126,75	122,68	125,89	128,86	134,04	135,43
Fatturato/ Turnover < 1,00 Mln di Euro								
N° Aziende/N° Plants	90	92	95	97	88	86	84	83
Vendite/Sales (Euro 000.000)	65,00	70,00	72,50	67,00	55,72	54,96	55,30	55,90
Addetti/Employment	500	570	580	560	464	448	440	448
Vendite/Addetto - Sales/Employee (Euro 000)	130,00	122,81	125,00	119,64	120,09	122,67	125,68	124,78
TOTALE LAVORAZIONE A FREDDO - Total cold coiled springs								
N° Aziende/N° Plants	181	183	185	185	185	185	184	184
Vendite/Sales (Euro 000.000)	615,93	670,80	646,50	662,20	718,44	732,94	798,24	821,40
Addetti/Employment	3896	4057	4055	4077	4205	4269	4225	4315
Vendite/Addetto - Sales/Employee (Euro 000)	158,09	165,34	159,43	162,42	170,85	171,69	188,93	190,36
MOLLIFICI CON LAVORAZIONI A CALDO - Hot coiled springs								
N° Aziende/N° Plants	1	1	1	1	1	1	1	1
Vendite/Sales (Euro 000.000)	44,90	46,50	45,00	46,00	55,00	56,10	57,20	59,00
Addetti/Employment	270	270	260	260	270	275	265	265
Vendite/Addetto - Sales/Employee (Euro 000)	166,30	172,22	173,08	176,92	203,70	204,00	215,85	222,64
TOTALE LAVORAZIONI A FREDDO E CALDO - Total cold and hot coiled springs								
N° Aziende/N° Plants	182	184	186	186	186	186	185	185
Vendite/Sales (Euro 000.000)	649,40	689,50	690,50	708,20	773,435	789,043	855,444	880,400
Addetti/Employment	4072	4327	4315	4337	4475	4544	4490	4580
Vendite/Addetto - Sales/Employee (Euro 000)	159,48	159,35	160,02	163,29	172,83	173,65	190,52	192,23

Federico Visentin

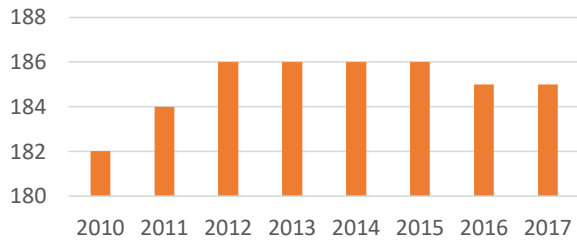


9th International Congress of Spring Industry

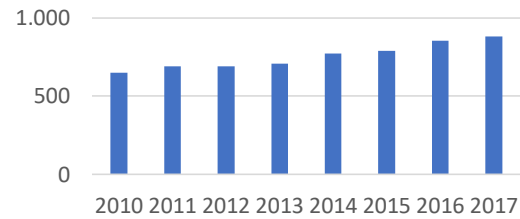


SPRING INDUSTRY

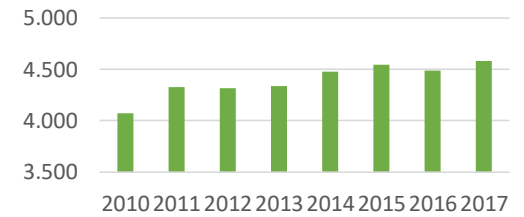
Plants



Sales Mln€



Employees



Federico Visentin



9th International Congress of Spring Industry



EVOLUTION OF SPRING MARKET

The backlog remains in the short term but with a good increase if compared to the same period of 2016.

The automotive market has been the driven factor for the growth of the current year.

The level of employment in the sector of spring factories is essentially stable with a slightly increasing trend.

Salaries are stable. New contract has been signed by industries and workers' union and it's based on productivity

Federico Visentin



9th International Congress of Spring Industry



TRENDS ON SPRING MATERIALS

Prices and lead time of raw materials are increasing and this tendency seems to be confirmed for 2018 too.

Federico Visentin



Thanks for
your attention

Federico Visentin