



9th INTERNATIONAL CONGRESS OF SPRING INDUSTRY
Taormina 2017



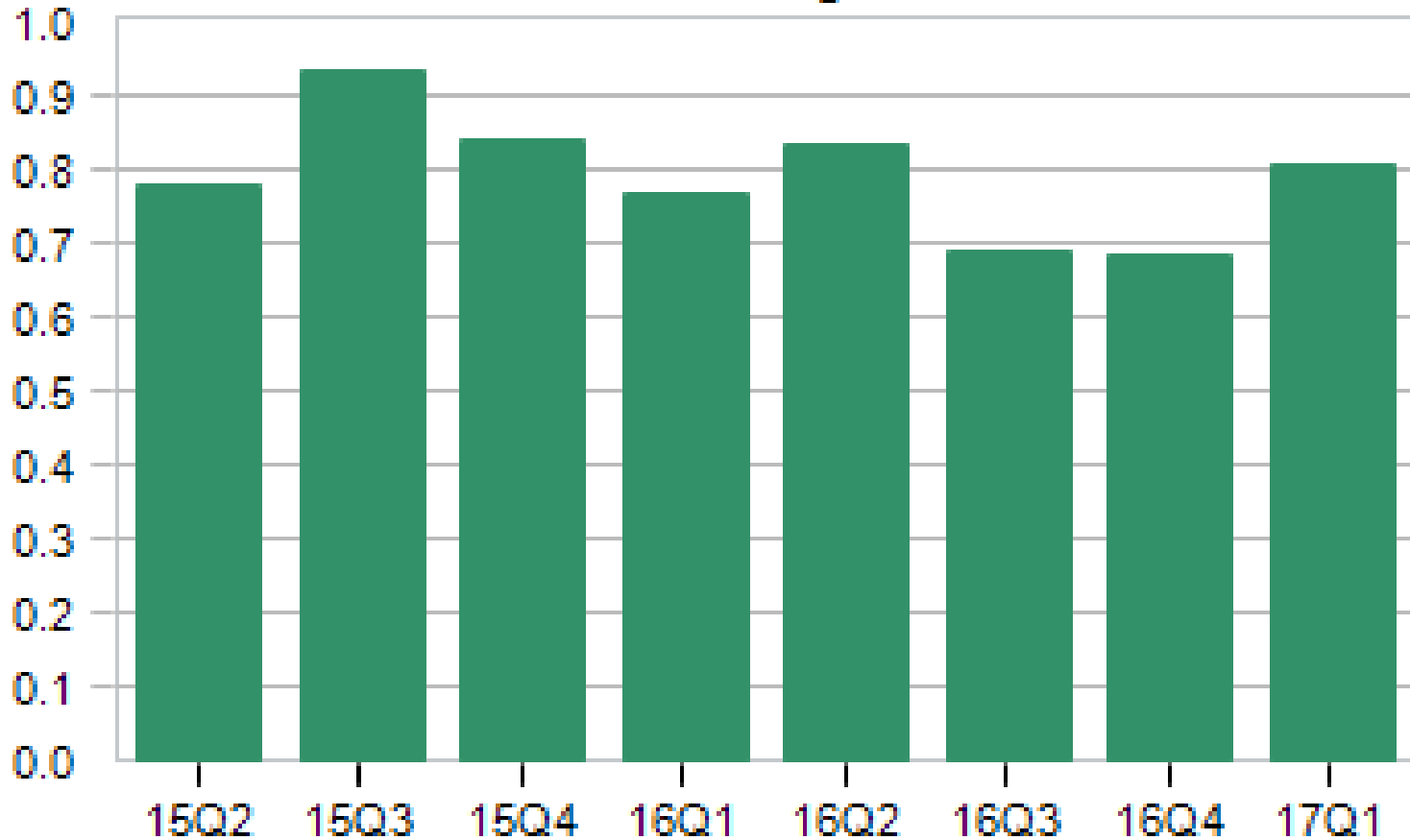
ASEMU



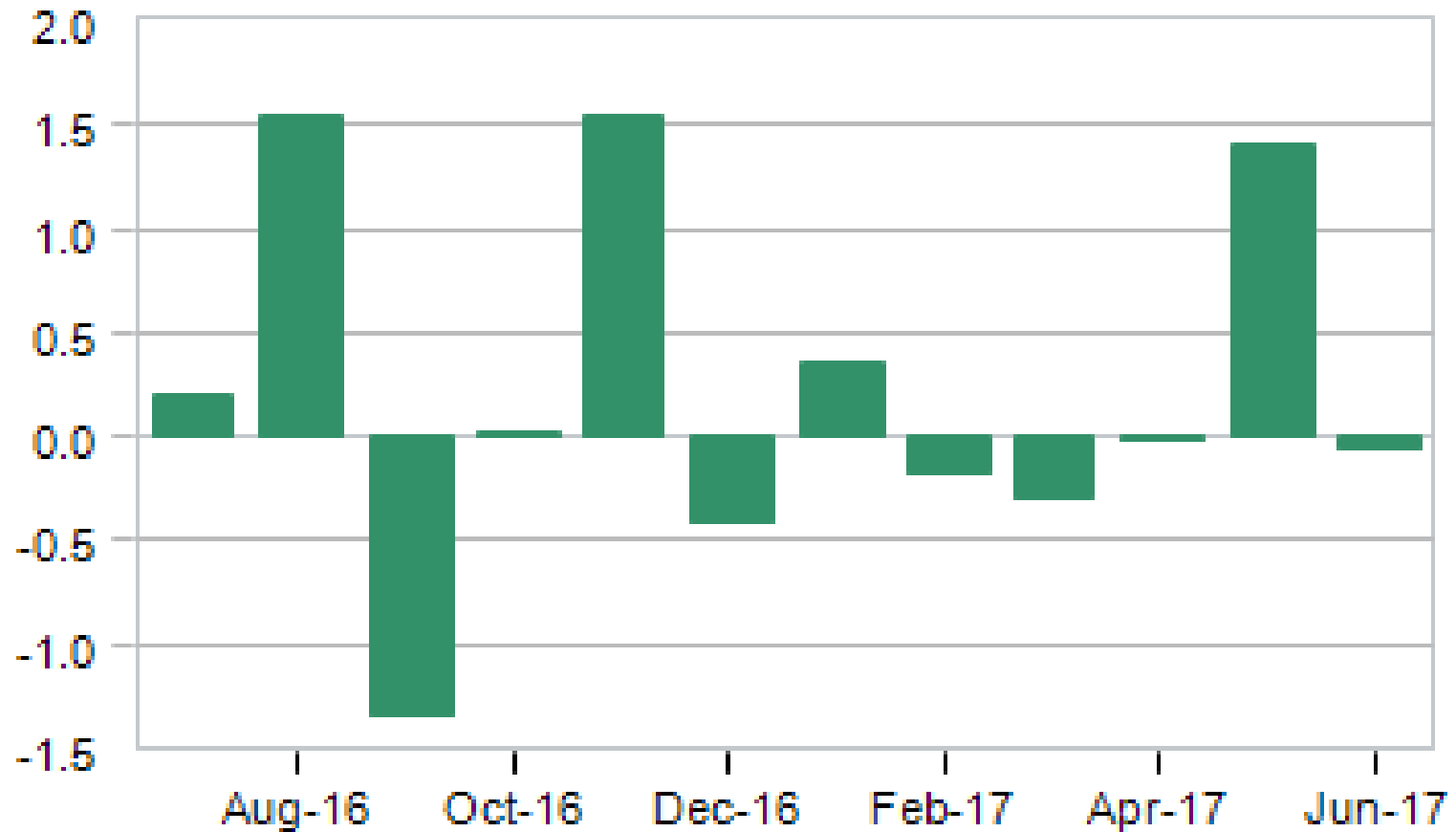
- ❖ How many spring manufacturer are in your country: **113**
- ❖ If you have an association, how many are in this association. **In ASEMU are only 18**
- ❖ Turnover in spring industry. **99,800 K€ (2015)**
- ❖ Structure of companies / turnover or employees. **Average turnover 900 K€, 9 employees**
- ❖ How many employees are in spring industry: **Around 1,000**
- ❖ Percentage of direct export. **Around 60%**
- ❖ What are the main customer industries.
Automotive, white goods, electrical, industrial, furniture, railway, agricultural, wind, medical...

- ❖ Development of spring industry in the first 9 month 2017 in comparison with 2016. **Fairly well, with a slight increase.**
- ❖ Expectation for the next 3 month. **Similar**
- ❖ Development of the national economic situation in the next six month (some slides or sentences). **Next slides.**
- ❖ the main challenges for the near future in spring industry (some slides or sentences). **Raw material prices, lack of skilled people, market fluctuations, Catalonian political situation...**
- ❖ latest news. **Annual ASEMU meeting expected in October, changed our articles of association in order to include the collaboration member figure...**

Spain Real GDP % change

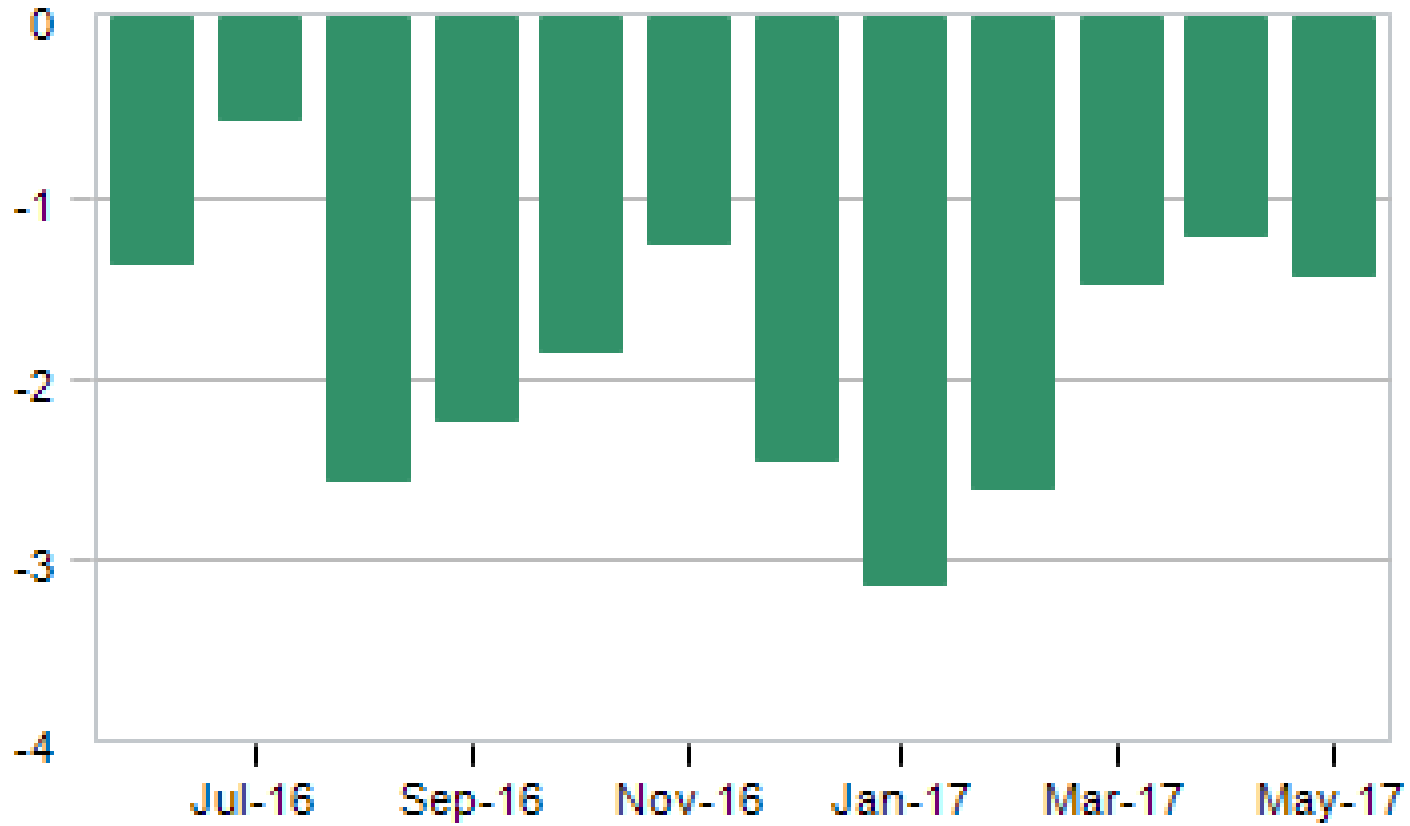


Spain Industrial Production % change, SA

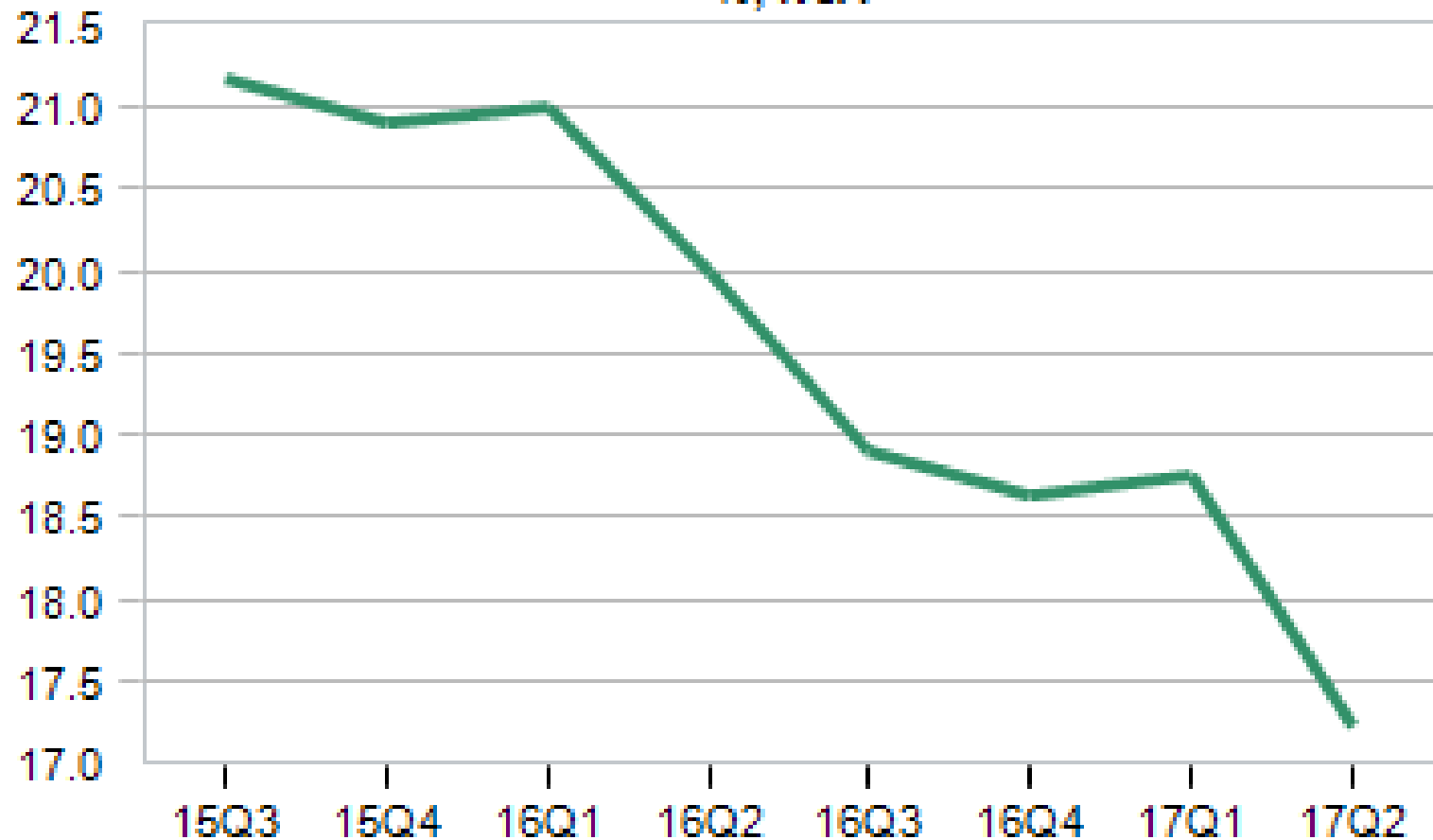


Spain Merchandise Trade Balance

€ bil, NSA



Spain Unemployment Rate %, NSA



	2012	2013	2014	2015	2016
Population (million)	46.8	46.6	46.5	46.4	46.3
GDP per capita (EUR)	22,233	22,013	22,323	23,177	24,045
GDP (EUR bn)	1,040	1,026	1,037	1,076	1,114
Economic Growth (GDP, annual variation in %)	-2.9	-1.7	1.4	3.2	3.2
Consumption (annual variation in %)	-3.6	-3.2	1.6	2.8	3.2
Investment (annual variation in %)	-8.6	-3.4	3.8	6.0	3.1
Exports (G&S, annual variation in %)	1.1	4.3	4.2	4.9	4.4
Imports (G&S, annual variation in %)	-6.4	-0.5	6.5	5.6	3.3
Unemployment Rate	24.8	26.1	24.4	22.1	19.6
Fiscal Balance (% of GDP)	-10.5	-7.0	-6.0	-5.1	-4.5
Public Debt (% of GDP)	85.7	95.5	100	99.8	99.4
Inflation Rate (HICP, annual variation in %)	3.0	0.3	-1.1	-0.1	1.4
Stock Market (annual variation in %)	-4.7	21.4	3.7	-7.2	-2.0



9th INTERNATIONAL CONGRESS OF SPRING INDUSTRY
Taormina 2017



Thank you very much.

Do you have any
question?